

KODAK RELIABLE IMAGE TIP # 8

Kodak Brown Tone Set-Up in A Prostar Processor

Full Brown Toning No Processing

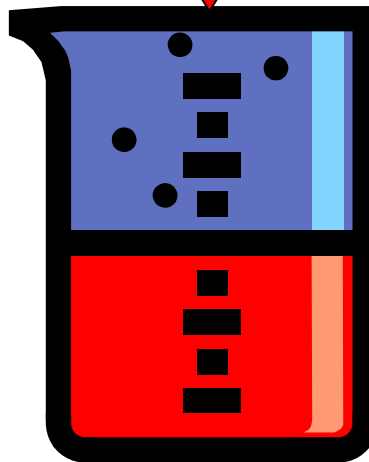

1:25 Mix Ratio for Prostar Processor Brown Toning



3,000 ml/3.17 quarts warm water




**120 ml/4.06 ounces of
Brown Tone concentrate**



Pour water and brown Toner concentrate together into larger container.

- Stir mixed solution for one minute.
- The Prostar water temperature should be between **95° F/35° C** and **100° F/38° C** degrees.
- Fill the mix solution into the first five (5) tanks, last tank is wash.
- A processor speed of 10 ft/min. should yield a dwell time of 33 seconds.



- To insure proper coverage, follow the certification procedure outlined in Kodak Publication A-1671, page 3, “Use of Kodak Brown Toner to Extend the Life of Microfilm”. 